

If You Give a User a Dashboard

a story for application teams



If You Give a User a Dashboard

a story for application teams

Written by Michelle Gardner and Diane Callihan


Pictures by Greg Newcomb

A Logi Analytics Publication

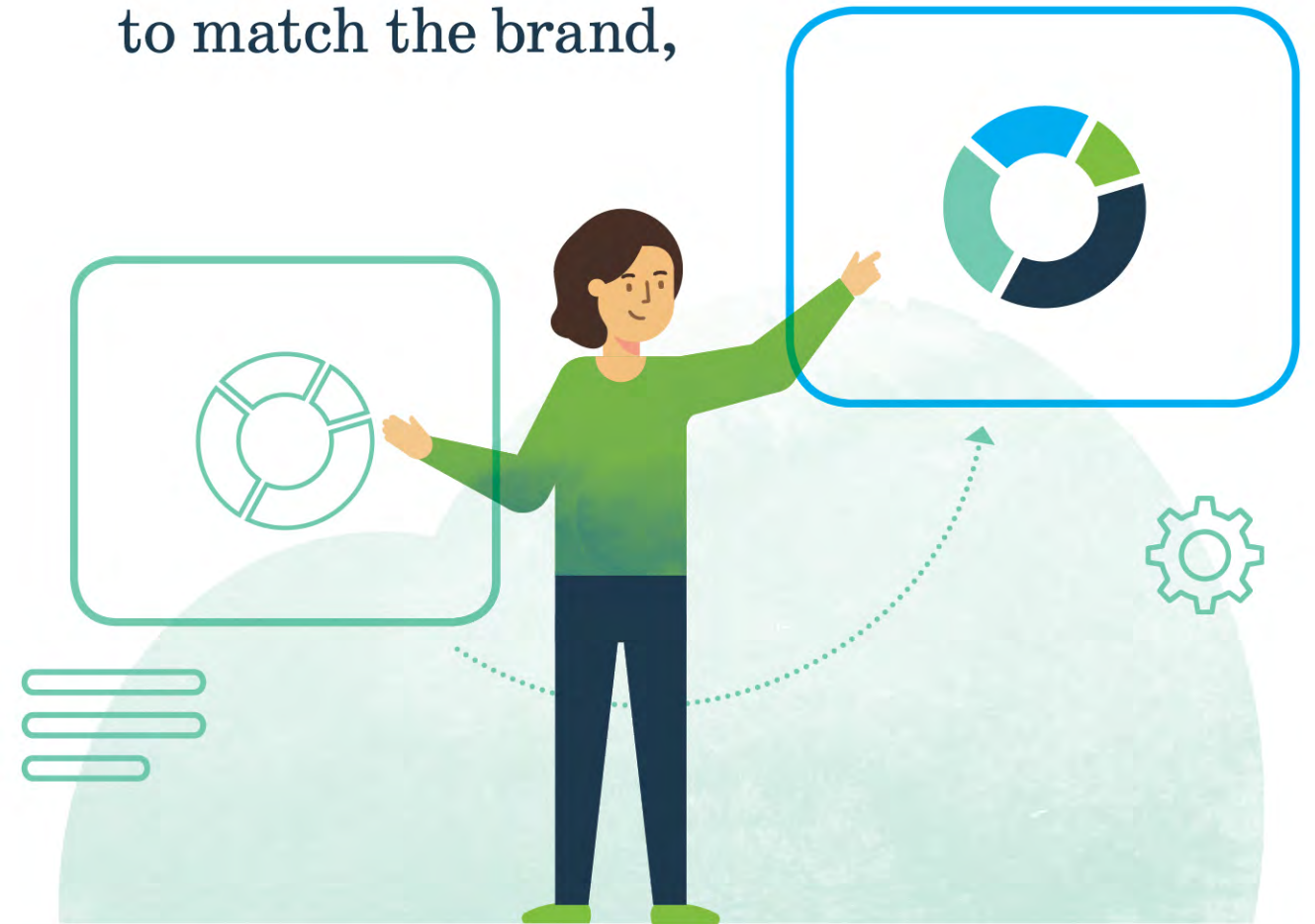
If you give a user a dashboard,



he'll probably want it to look like the rest of the application.




When you style it to match the brand,





he may ask for different kinds of charts.

When you build the custom charts,



he's going to want to share them with everyone.



So you'll add a sharing function.



Then, he'll probably start thinking about the future.

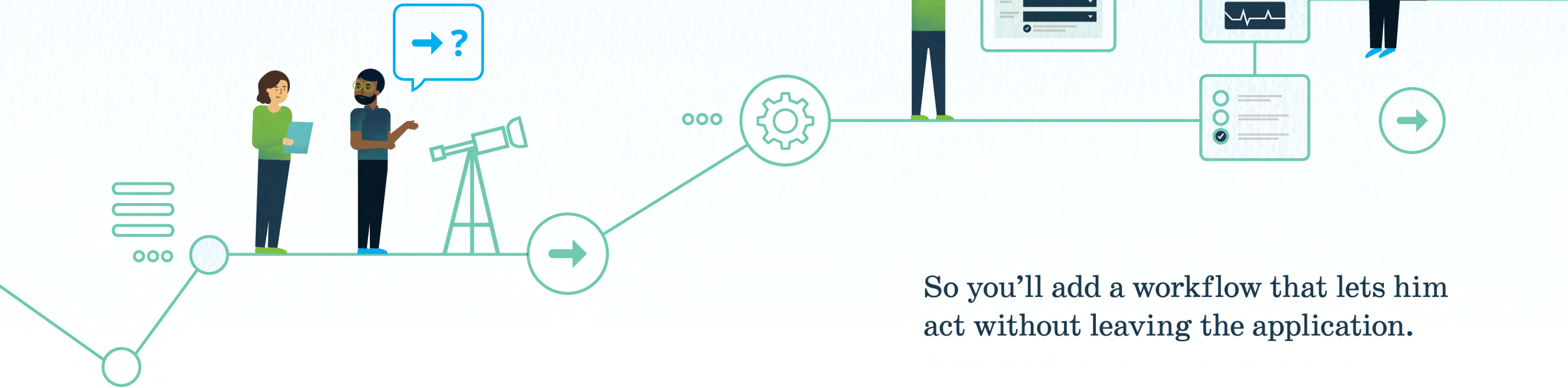
He'll ask if you can predict what's coming.



You'll build a predictive model and fine-tune it for accuracy.

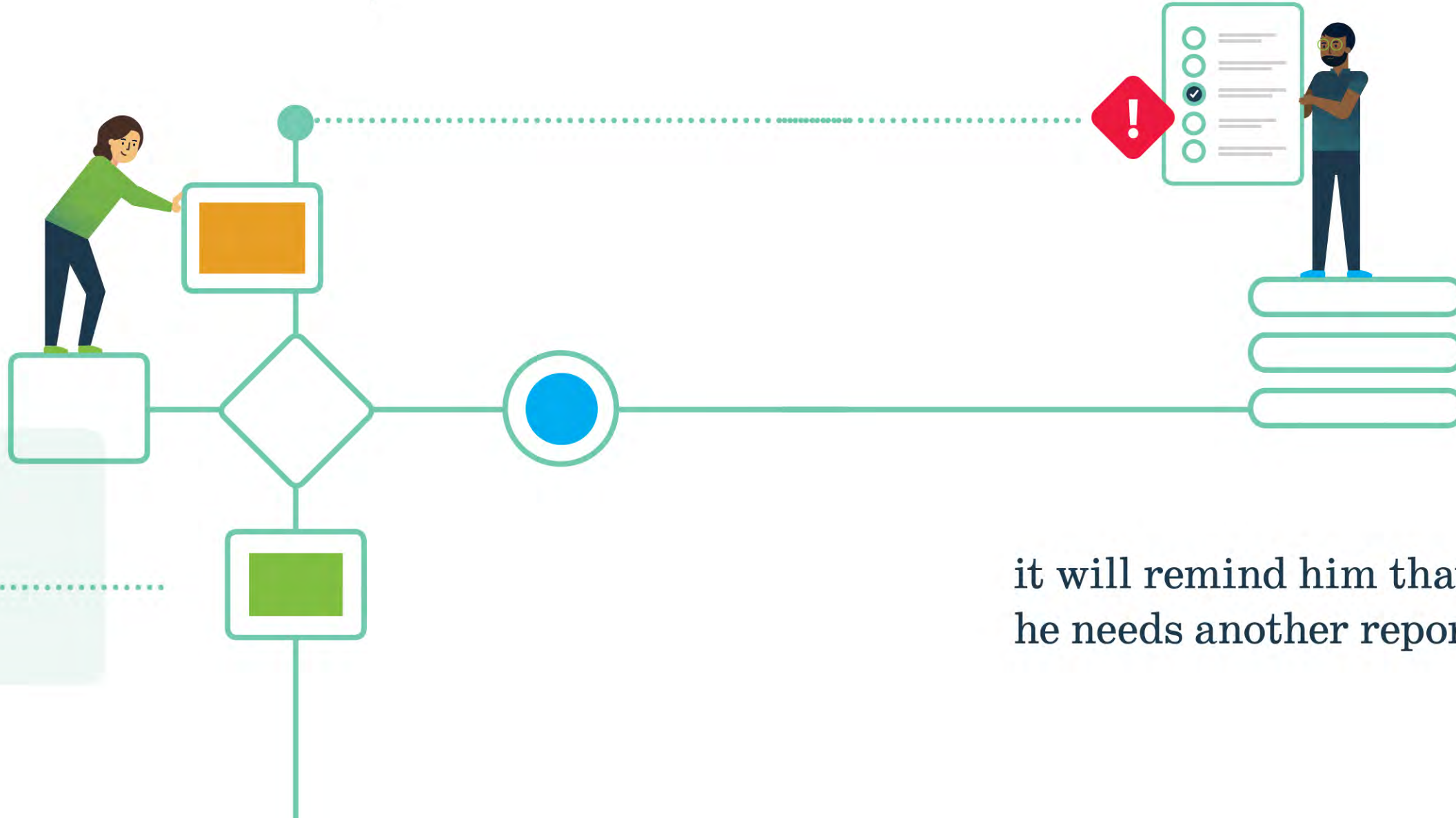


He'll predict some outcomes,
and want to take action.



So you'll add a workflow that lets him
act without leaving the application.

When he uses the workflow,




it will remind him that
he needs another report.

He'll want to build it on his own
and get answers right away.
So you'll add self-service.




He'll be so excited he'll ask you to add
it to the current release cycle



and move up the deadline.

n o o o o o o o o o !



When the dashboard is ready,
he'll take it straight to his bosses—
who will ask if it's secure.





Of course it's secure!




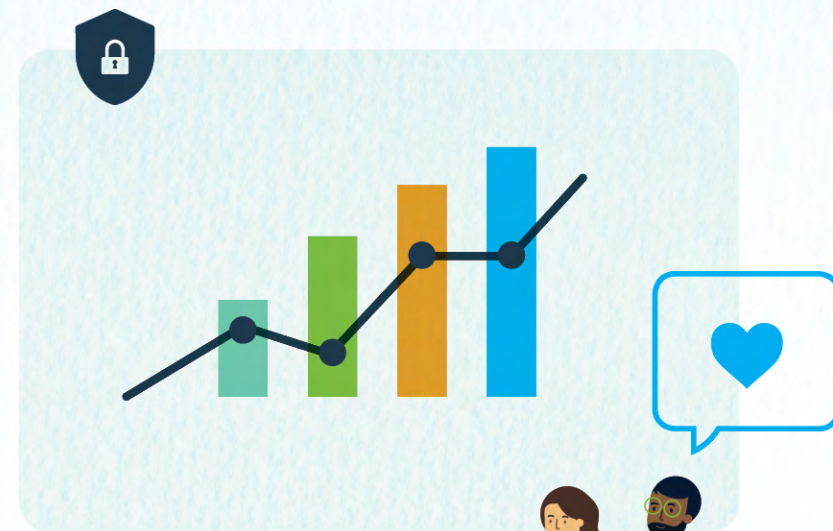
You'll show how you integrated security with your current framework.

And when you've completed the dashboard

and it's seamless, secure,
and super awesome...



chances are, he's
going to ask you...



to build him another dashboard.



At Logi Analytics, we understand it takes significant time and effort to build a custom analytics dashboard.

And scope creep is real.

Take control with all the features and functionality you'll need from day one.

**Visit LogiAnalytics.com/Demo
to see for yourself.**



Logi 
ANALYTICS

LogiAnalytics.com